

LEVEL 3 BTEC MEDIA SUMMER PROJECT- FACTUAL PROGRAMME

The Client: yourself!

The Brief: Think of an idea for a short documentary about life as a teenager living in this area.

1. Draw the storyboard for the opening three minutes of the programme which will include:
 - A montage of shots showing typical places or scenes – this should include a variety of shot types (close ups, long shots, panning etc). It can be just where you live (your town or village) or shots of the wider area – it's up to you.
 - A presenter talking to camera to introduce the programme.
 - A suitable soundtrack
2. EITHER
Take a series of still shots (use your phone or a camera) and put them onto a storyboard to show what your programme would look like.
OR
 - If you can use editing software, use a camera or phone to film and edit this 3 minute sequence – you can ask other people to help by filming you or being the presenter





The Process:

1. Brain storm your initial ideas for ideas of shots to include and what the presenter might be saying to introduce the programme. You should base this on the work covered on the Preview Days and the examples we watched then.
2. Draw your storyboard, filling in the boxes below the images to explain the shots and audio. Aim for at least 8 shots – add another sheet if you need to.
3. Take your photos and number/label them. Store them on a USB to bring into college or print them off in sequence. OR film and edit your footage then save it on a USB to bring into college.

The Presentation: in the first lesson in September, you will show your work to your teacher and class and obtain audience feedback.





Video Storyboard (SHEET ONE)

Production Title:

Shot no. 1	Shot no. 2	Shot no. 3	Shot no. 4
			
Shot description (What do we see on screen?)	Shot description (What do we see on screen?)	Shot description (What do we see on screen?)	Shot description (What do we see on screen?)
Audio (What will we hear? Music? Sound FX?)	Audio (What will we hear? Music? Sound FX?)	Audio (What will we hear? Music? Sound FX?)	Audio (What will we hear? Music? Sound FX?)

Video Storyboard (SHEET TWO)

Production Title:

Shot no. 5	Shot no. 6	Shot no. 7	Shot no. 8
			
Shot description (What do we see on screen?)	Shot description (What do we see on screen?)	Shot description (What do we see on screen?)	Shot description (What do we see on screen?)
Audio (What will we hear? Music? Sound FX?)	Audio (What will we hear? Music? Sound FX?)	Audio (What will we hear? Music? Sound FX?)	Audio (What will we hear? Music? Sound FX?)